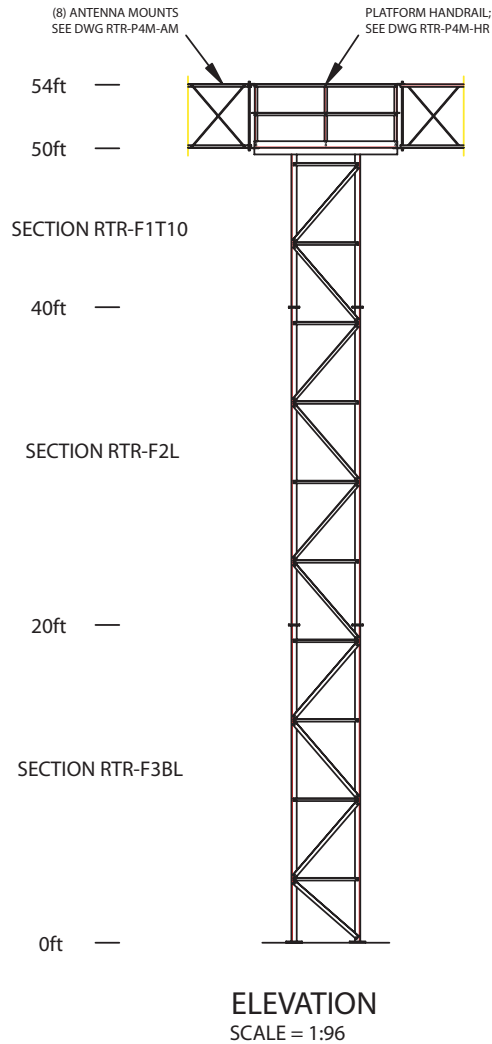
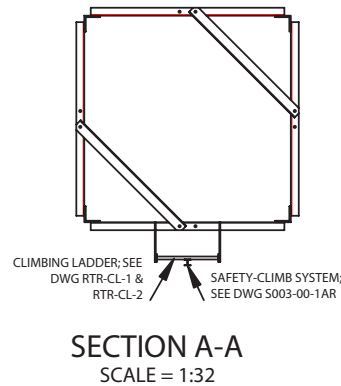
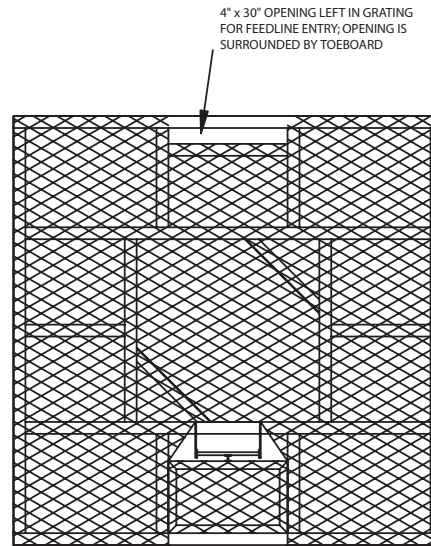


LEGS	4 x 4 x 1/2 L	4 x 4 x 1/4 L	A572 (50ksi)
HORIZONTALS	2 x 2 x 3/16 L		A36 (36ksi)
DIAGONALS	3 x 3 x 3/16 L	2-1/2 x 2-1/2 x 1/4 L	A36 (36ksi)
INT. BRACES	2-1/2 x 2-1/2 x 3/16 L	2-1/2 x 2-1/2 x 1/4 L	A36 (36ksi)
BRACE BOLTS	5/8" W/HEAVY HEX WIRE NUTS (ANCO)		A325



BASE REACTIONS:
TOTAL SHEAR = 15kips
AXIAL LOAD = 9kips
UPLIFT/LEG = 77kips
COMPRESSION/LEG = 81kips
O.T. MOMENT = 446ft-kips



LET	REVISION	DATE	APP'D
-	INITIAL RELEASE	06/04/04	D.S.

NOTES:

- TOWER IS DESIGNED TO CONFORM TO THE REQUIREMENTS OF TIA/EIA-222-F-1996 WITH CONSIDERATIONS OF 100mph WIND VELOCITY AND 1/2" RADIAL (CONCURRENT).
- TOWER LOADING IS AS FOLLOWS:
 - (8) WHIP-TYPE ANTENNAS ON RETRACTABLE BOOMS, EACH WITH 7/8" HELIAX FEEDLINE
 - (1) ADDITIONAL 1" GRS CONDUIT
 - 9ft x 9ft PLATFORM WITH HANDRAIL
 - (2) 30" x 24" JUNCTION BOXES ON PLATFORM HANDRAIL
 - CLIMBING LADDER WITH SAFETY-CLIMB SYSTEM
- ALL STRUCTURAL STEEL ANGLE LEG MEMBERS SHALL CONFORM TO THE REQUIREMENTS OF ASTM-A572, GRADE 50 (50ksi YIELD STRENGTH MATERIAL); ALL OTHER STRUCTURAL STEEL PLATES, BARS, RODS, ANGLES, ETC., SHALL CONFORM TO THE REQUIREMENTS OF ASTM-A36 (36ksi YIELD STRENGTH MATERIAL).
- ALL TOWER MEMBERS SHALL BE HOT-DIPPED GALVANIZED, AFTER FABRICATION, AND CONFORM TO THE REQUIREMENTS OF ASTM-A123.
- BOLTS AND BOLTED CONNECTIONS SHALL BE HOT-DIPPED GALVANIZED AND CONFORM TO THE REQUIREMENTS OF ASTM-A325.
- ALL WELDED CONNECTIONS SHALL CONFORM TO THE LATEST REVISED CODE OF THE AMERICAN WELDING SOCIETY: A.W.S. D1.1-81.
- ESTIMATED NET TOWER SHIPPING WEIGHT (NOT INCLUDING WAVEGUIDE BRACKETS) = 6,519lbs.

SWAGER COMMUNICATIONS INC. ANGOLA, INDIANA 46703			
<small>THIS DRAWING IS THE PROPERTY OF SWAGER COMMUNICATIONS, INC. IT IS NOT TO BE REPRODUCED, COPIED, OR TRACED IN WHOLE OR IN PART WITHOUT OUR WRITTEN CONSENT</small>			
STANDARD DRAWING	SCALE NOTED	DWN J.NEFF	APP'D D.SWAGER
TITLE 50ft TOWER ELEVATION		MODEL: RTR/GP-50SS	
DATE 06/04/04	DRAWING NUMBER RTR-50		